

t-ceramics

Advanced Technical Ceramics

ZIRCON (Zirconia Silicate) CRUCIBLES

Max. Continuous Usable Temperature 1550 °C

Description.

Zirconium Silicate ($ZrSiO_4$) or Zircon has unique and outstanding properties as a refractory material. It has no definite melting point and dissociation into zirconia and silica begins at 1550°C with little physical change apparent until 1700°C. Its lack of crystalline inversion give it a higher thermal endurance than other ceramic refractory materials.

The tetragonal Zircon crystals are stable in the range from room temperature to 1550°C, have a favorably low coefficient of thermal expansion and a medium thermal conductivity, all of which contribute to remarkable thermal shock resistance. It is also well known that Polycrystalline materials belonging to the tetragonal crystal structure such as Zircon, exhibit excellent mechanical properties. Zircon t-ceramics crucibles have high hardness value, and high abrasion (wear) resistance.


t-ceramics Zircon crucibles can be used up to 1700°C, although the silicate dissociation at this temperature is high and may eventually cause disruption of the ware.

Generally Zircon crucibles have excellent thermal shock resistant, are remarkably hard and wear resistant, can withstand extremely corrosive environments and have severely lower cost compared to alternative refractories. A notable property of Zircon is also the low thermal conductivity making it a material with high insulation value.

Thermansys is producing a broad range of analytical grade, dense Zircon crucibles in various sizes and forms. Custom solutions available upon request.

Applications.

Analytical applications, metals melting, ceramic powders heat treatment, material acid treatment. Zirconia crucibles are ideal for the melting or sintering of precious metals and super-alloys. One of the major uses of Zircon crucibles is in the glass making laboratory. When glassy or siliceous slags are present in your melt t-ceramics Zircon crucible is the solution. Zircon crucibles are often used for melting platinum-group alloys. Their strength and resistance to high temperature makes them right for those special “dirty refining” applications. Zircon crucibles are also suitable for metal melting and casting since the cast metal does not stick to the crucible even at high temperature. Zircon is notable in being unwetted by molten Aluminum.



Available shapes

- **Dishes (Round Shallow)**
- **Conical (Tapered Wall)**
 - **Classic Form**
 - **Cylindrical**
 - **Rectangular**
 - **Lids**
- **Custom Shapes**


Contact details:

Ath. Stagiriti 7- Pilea, Thessaloniki Greece, 54352
 tel. 0030 2310 942346, fax. 0030 2310 942336
 e-mail: info@thermansys.com
www.tceramics.com

Information and data contained in this document was considered correct at the time of publication. Thermansys® is reserving the right to make modifications as a result of design improvements.

Chemical Composition.

• ZrO ₂ + HfO ₂ % wt.	
<u>HfO₂ is always present in quantities ranging from 1 to 4%.</u>	Min. 61.8
• SiO ₂ % wt.	Max. 36.6
• Fe ₂ O ₃ % wt.	Max. 0.11
• TiO ₂ % wt.	Max. 0.14
• Al ₂ O ₃ % wt.	Max. 0.60



Properties.

• Max. Operating Temperature, °C	1550 -1700	• Dielectric Strength, AC-KV/mm.....	-
• Open Porosity, % vol.	<0.1	• Dielectric Constant, 1 MHz.....	-
• Density, gr/cm ³	4.5	• Compressive Strength, MPa.....	-
• Color.....	White-brown	• Flexural Strength, MPa.....	-
• Thermal Conductivity at 20°C, W/mK.....	5-6	• Elastic Modulus, GPa.....	-
• Coefficient of Thermal Expansion, 10 ⁻⁶ /°C...	4.0	• Hardness, kg/mm ²	>1400

NOTE: The values listed on properties table above are intended to illustrate typical material properties. Property values vary with size, and shape of part. The material properties values contained herein should not be construed as absolute or engineering data and does not constitute a representation or warranty for which Thermansys assumes legal responsibility.

Heating and Cooling Suggestions.

t-ceramics Zircon crucibles are highly resistant to thermal shock.

There are no special precautions recommended for heat up or cool down for the whole usable temperature range of the material. A maximum heating rate of 15°C per minute is recommended while cool down rates as high as 25°C per minute have been tested without cracks.

Atmosphere - Chemical Compatibility - Corrosion.

t-ceramics Zircon crucibles can be used at high temperature under oxidizing (air), reduced, or inert (Nitrogen, Argon) conditions with no restriction. Zircon is unwetted by molten aluminum, and it withstands molten platinum, platinum-rhodium alloys, copper, copper alloys, some enamel frits, and all acid slags. It is also reported to resist the action of metaphosphates, sodium chloride, sodium sulfate, zinc chloride, and potassium chloride at temperatures several hundred degrees above the various melting points. However, zircon crucibles are not recommended for melting strongly basic materials. Zircon crucibles have very good chemical resistance against diluted or concentrated Acids. Zircon is insoluble in water. The almost zero porosity and excellent smoothness of Thermansys t-ceramics crucibles surface prevents chemical attack. Chemical erosion of ceramic materials is not easy to be measured and determined in a way that will lead to accurate and represented scientific data for all shapes and sizes.

Health and Safety.

Our ceramic materials, as it is delivered, do not contain substances dangerous to health, or create them during use. They are produced using natural inert raw materials. Any organic binder or other substances used during manufacturing are burned through production firing. Thermansys however cannot guarantee that ceramic crucibles exposed to conditions that could produce residual material or create material transformations retain its health and safety properties upon reuse.

The product at its final delivery form is fully dense and do not produce dust during normal handling and operation. However, if the customer desire to proceed with further product processes like cutting or drilling inert dust might be created. Workers therefor should be provided with suitable dust protection equipment.

Contact details:

Ath. Stagiriti 7- Pilea, Thessaloniki Greece, 54352
tel. 0030 2310 942346, fax. 0030 2310 942336
e-mail: info@thermansys.com
www.tceramics.com

Information and data contained in this document was considered correct at the time of publication.
Thermansys® is reserving the right to make modifications as a result of design improvements.

Standard Crucible Delivery Forms and Dimensions Tables.

Tables below are listing dimensions and capacity data for all Zircon crucibles standard shapes and sizes that are available from Thermansys. All data quoted are nominal values. Dimensional tolerances in the order of $\pm 3\%$ are apply to all our products.

Special shape or size of Zircon ceramics are available upon request. Thermansys can provide a detailed quote even for low volume order. Please send as a detailed drawing of the desired product and we will provide you with a quote.

Conical Form

t-ceramics Zircon Conical crucibles are available in three forms:

- Tall Form with *Top I.D. $\cong 0.6 \times$ Internal Height*
- Balanced Form with *Top I.D. \cong Internal Height*
- Short Form with *Top I.D. $\cong 2 \times$ Internal Height*

Custom sizes available upon request



Conical Tall Form

Capacity (ml)	Top O.D. (mm)	Top I.D. (mm)	Wall Th. (mm)	Height Int. (mm)	Part No.	Price (Euro)
4.2	19	16	1.5	26	CZRC-CO-T 4.2	5.4
8.2	23	20	1.5	33	CZRC-CO-T 8.2	6.7
16	28	25	1.5	42	CZRC-CO-T 16	8.6
28	33	30	1.5	50	CZRC-CO-T 28	10.9
48	40	36	2	60	CZRC-CO-T 48	14.0
76	48	42	3	70	CZRC-CO-T 76	17.7
130	56	50	3	84	CZRC-CO-T 130	23.4
196	64	58	3	94	CZRC-CO-T 196	29.4
268	70	64	3	106	CZRC-CO-T 268	35.0
350	76	70	3	116	CZRC-CO-T 350	40.8
488	84	78	3	130	CZRC-CO-T 488	49.4
564	89	82	3.5	136	CZRC-CO-T 564	53.8
750	98	90	4	150	CZRC-CO-T 750	63.6
1024	110	100	5	166	CZRC-CO-T 1024	76.5
1360	120	110	5	182	CZRC-CO-T 1360	90.7

Contact details:

Ath. Stagiriti 7- Pilea, Thessaloniki Greece, 54352
 tel. 0030 2310 942346, fax. 0030 2310 942336
 e-mail: info@thermansys.com
www.tceramics.com

Information and data contained in this document was considered correct at the time of publication. Thermansys® is reserving the right to make modifications as a result of design improvements.

Conical Balanced Form

Capacity (ml)	Top O.D. (mm)	Top I.D. (mm)	Wall Th. (mm)	Height Int. (mm)	Part No.	Price (Euro)
5.5	23	20	1.5	20	CZRC-CO-B 5.5	5.9
11	28	25	1.5	25	CZRC-CO-B 11	7.3
18	33	30	1.5	30	CZRC-CO-B 18	9.1
32	40	36	2	36	CZRC-CO-B 32	11.5
50	48	42	3	42	CZRC-CO-B 50	14.3
85	56	50	3	50	CZRC-CO-B 85	18.7
133	64	58	3	58	CZRC-CO-B 133	23.7
178	70	64	3	64	CZRC-CO-B 178	27.8
234	76	70	3	70	CZRC-CO-B 234	32.4
299	84	78	3	78	CZRC-CO-B 299	37.3
375	89	82	3.5	82	CZRC-CO-B 375	42.4
496	97	90	3.5	90	CZRC-CO-B 496	49.9
680	108	100	4	100	CZRC-CO-B 680	60.0
906	120	110	5	110	CZRC-CO-B 906	71.1
1176	130	120	5	120	CZRC-CO-B 1176	83.1
1495	140	130	5	130	CZRC-CO-B 1495	96.0

Conical Short Form

Capacity (ml)	Top O.D. (mm)	Top I.D. (mm)	Wall Th. (mm)	Height Int. (mm)	Part No.	Price (Euro)
5.0	27	24	1.5	12	CZRC-CO-S 5.0	5.7
12	36	32	2	16	CZRC-CO-S 12	7.7
24	46	40	3	20	CZRC-CO-S 24	10.2
46	56	50	3	25	CZRC-CO-S 46	13.7
79	66	60	3	30	CZRC-CO-S 79	18.0
136	78	72	3	36	CZRC-CO-S 136	24.0
216	90	84	3	42	CZRC-CO-S 216	31.0
366	107	100	3.5	50	CZRC-CO-S 366	41.8
571	124	116	4	58	CZRC-CO-S 571	54.2
767	138	128	5	64	CZRC-CO-S 767	64.5
1004	150	140	5	70	CZRC-CO-S 1004	75.6
1235	160	150	5	75	CZRC-CO-S 1235	85.6

Contact details:

Ath. Stagiriti 7- Pilea, Thessaloniki Greece, 54352
tel. 0030 2310 942346, fax. 0030 2310 942336
e-mail: info@thermansys.com
www.tceramics.com

Information and data contained in this document was considered correct at the time of publication.
Thermansys® is reserving the right to make modifications as a result of design improvements.

Cylindrical Form

t-ceramics Zircon Cylindrical crucibles are available in three forms:

- Tall Form with $I.D. \cong 0.6 \times \text{Internal Height}$
- Balanced Form with $I.D. \cong \text{Internal Height}$
- Short Form with $I.D. \cong 2 \times \text{Internal Height}$

Custom sizes available upon request



Cylindrical Tall Form

Capacity (ml)	O.D. (mm)	I.D. (mm)	Wall Th. (mm)	Height Int. (mm)	Part No.	Price (Euro)
5.4	19	16	1.5	27	CZRC-CY-T 5.4	6.1
10.5	23	20	1.5	33	CZRC-CY-T 10.5	7.7
20	28	25	1.5	42	CZRC-CY-T 20	10.1
35	33	30	1.5	50	CZRC-CY-T 35	13.0
61	40	36	2	60	CZRC-CY-T 61	17.1
97	48	42	3	70	CZRC-CY-T 97	21.8
164	56	50	3	83	CZRC-CY-T 164	28.9
255	64	58	3	97	CZRC-CY-T 255	37.2
343	70	64	3	107	CZRC-CY-T 343	44.0
449	76	70	3	117	CZRC-CY-T 449	51.5
621	84	78	3	130	CZRC-CY-T 621	62.3
721	89	82	3.5	137	CZRC-CY-T 721	68.1
954	98	90	4	150	CZRC-CY-T 954	80.4
1308	110	100	5	167	CZRC-CY-T 1308	97.1
1741	120	110	5	183	CZRC-CY-T 1741	115.4
2261	132	120	6	200	CZRC-CY-T 2261	135.1

Contact details:

Ath. Stagiriti 7- Pilea, Thessaloniki Greece, 54352
 tel. 0030 2310 942346, fax. 0030 2310 942336
 e-mail: info@thermansys.com
www.tceramics.com

Information and data contained in this document was considered correct at the time of publication.
 Thermansys® is reserving the right to make modifications as a result of design improvements.

Cylindrical Balanced Form

Capacity (ml)	O.D. (mm)	I.D. (mm)	Wall Th. (mm)	Height Int. (mm)	Part No.	Price (Euro)
6.3	23	20	1.5	20	CZRC-CY-B 6.3	6.4
12	28	25	1.5	25	CZRC-CY-B 12	8.2
21	33	30	1.5	30	CZRC-CY-B 21	10.3
37	40	36	2	36	CZRC-CY-B 37	13.3
58	48	42	3	42	CZRC-CY-B 58	16.7
98	56	50	3	50	CZRC-CY-B 98	21.9
153	64	58	3	58	CZRC-CY-B 153	27.9
206	70	64	3	64	CZRC-CY-B 206	32.9
269	76	70	3	70	CZRC-CY-B 269	38.3
373	84	78	3	78	CZRC-CY-B 373	46.2
433	89	82	3.5	82	CZRC-CY-B 433	50.4
572	97	90	3.5	90	CZRC-CY-B 572	59.4
785	108	100	4	100	CZRC-CY-B 785	71.6
1045	120	110	5	110	CZRC-CY-B 1045	84.9
1356	130	120	5	120	CZRC-CY-B 1356	99.3
1725	142	130	6	130	CZRC-CY-B 1725	114.7

Cylindrical Short Form

Capacity (ml)	O.D. (mm)	I.D. (mm)	Wall Th. (mm)	Height Int. (mm)	Part No.	Price (Euro)
5.4	27	24	1.5	12	CZRC-CY-S 5.4	6.1
13	36	32	2	16	CZRC-CY-S 13	8.4
25	46	40	3	20	CZRC-CY-S 25	11.1
49	56	50	3	25	CZRC-CY-S 49	15.3
85	66	60	3	30	CZRC-CY-S 85	20.3
146	78	72	3	36	CZRC-CY-S 146	27.2
233	90	84	3	42	CZRC-CY-S 233	35.3
393	107	100	3.5	50	CZRC-CY-S 393	47.6
613	124	116	4	58	CZRC-CY-S 613	61.8
823	138	128	5	64	CZRC-CY-S 823	73.6
1077	150	140	5	70	CZRC-CY-S 1077	86.4
1325	162	150	6	75	CZRC-CY-S 1325	97.9
1608	172	160	6	80	CZRC-CY-S 1608	110.0

Contact details:

Ath. Stagiriti 7- Pilea, Thessaloniki Greece, 54352
tel. 0030 2310 942346, fax. 0030 2310 942336
e-mail: info@thermansys.com
www.tceramics.com

Information and data contained in this document was considered correct at the time of publication.
Thermansys® is reserving the right to make modifications as a result of design improvements.

Classic Form

t-ceramics Zircon Classic Form crucibles are available in two forms:

- Balanced Form with $I.D. \cong 1.04 \times \text{Internal Height}$
- Short Form with $I.D. \cong 0.55 \times \text{Internal Height}$

Custom sizes available upon request



Classic Balanced Form

Capacity (ml)	Top O.D. (mm)	Top I.D. (mm)	Wall Th. (mm)	Height Int. (mm)	Part No.	Price (Euro)
5.5	23	20	1.5	21	CZRC-HF-B 5.5	6.2
12	29	25	2	26	CZRC-HF-B 12	8.1
17	34	30	2	31	CZRC-HF-B 17	9.4
27	40	35	2.5	36	CZRC-HF-B 27	11.5
45	45	40	2.5	42	CZRC-HF-B 45	14.7
80	56	50	3	52	CZRC-HF-B 80	19.6
132	66	60	3	63	CZRC-HF-B 132	25.7
210	76	70	3	73	CZRC-HF-B 210	33.3
310	86	80	3	83	CZRC-HF-B 310	41.6
440	97	90	3.5	94	CZRC-HF-B 440	50.9
600	107	100	3.5	104	CZRC-HF-B 600	61.1
700	112	105	3.5	109	CZRC-HF-B 700	66.9
815	118	110	4	115	CZRC-HF-B 815	73.2
1000	128	118	5	123	CZRC-HF-B 1000	82.7

Classic Short Form

Capacity (ml)	Top O.D. (mm)	Top I.D. (mm)	Wall Th. (mm)	Height Int. (mm)	Part No.	Price (Euro)
22	45	40	2.5	22	CZRC-HF-S 22	17.3
46	56	50	3	28	CZRC-HF-S 46	25.1
78	66	60	3	33	CZRC-HF-S 78	32.9
125	76	70	3	39	CZRC-HF-S 125	42.1
184	86	80	3	44	CZRC-HF-S 184	51.5
262	97	90	3.5	50	CZRC-HF-S 262	62.1
356	107	100	3.5	55	CZRC-HF-S 356	73.0
476	118	110	4	61	CZRC-HF-S 476	85.2
625	128	120	4	66	CZRC-HF-S 625	98.4
800	138	130	4	72	CZRC-HF-S 800	112.3
1000	150	140	5	77	CZRC-HF-S 1000	126.5

Contact details:

Ath. Stagiriti 7- Pilea, Thessaloniki Greece, 54352
 tel. 0030 2310 942346, fax. 0030 2310 942336
 e-mail: info@thermansys.com
www.tceramics.com


Information and data contained in this document was considered correct at the time of publication.
 Thermansys® is reserving the right to make modifications as a result of design improvements.

Dishes (Round Shallow Form)

t-ceramics Zircon Dishes are available in one form:

- Round shallow crucibles with $I.D. \cong (3 \text{ to } 5) \times \text{Internal Height}$

Custom sizes available upon request



Dishes

Capacity (ml)	O.D. (mm)	I.D. (mm)	Wall Th. (mm)	Height Int. (mm)	Part No.	Price (Euro)
5.7	33	30	1.5	8	CZRC-DH- 5.7	6.3
13	44	40	2	10	CZRC-DH- 13	8.6
24	56	50	3	12	CZRC-DH- 24	11.3
40	66	60	3	14	CZRC-DH- 40	14.6
62	76	70	3	16	CZRC-DH- 62	18.4
90	86	80	3	18	CZRC-DH- 90	22.7
127	96	90	3	20	CZRC-DH- 127	27.4
173	107	100	3.5	22	CZRC-DH- 173	32.7
228	117	110	3.5	24	CZRC-DH- 228	38.5
294	128	120	4	26	CZRC-DH- 294	44.8
371	138	130	4	28	CZRC-DH- 371	51.5
462	148	140	4	30	CZRC-DH- 462	58.8
565	160	150	5	32	CZRC-DH- 565	66.5
683	170	160	5	34	CZRC-DH- 683	74.7
817	182	170	6	36	CZRC-DH- 817	83.4
966	192	180	6	38	CZRC-DH- 966	92.5

Contact details:

Ath. Stagiriti 7- Pilea, Thessaloniki Greece, 54352
 tel. 0030 2310 942346, fax. 0030 2310 942336
 e-mail: info@thermansys.com
www.tceramics.com


Information and data contained in this document was considered correct at the time of publication. Thermansys® is reserving the right to make modifications as a result of design improvements.

Rectangular Form

t-ceramics Zircon rectangular crucibles are available in two forms:

- Square Form with *Length. \cong Width*
- Oblong Form with *Length. \cong 1.5 x Width*

Custom sizes available upon request



Rectangular Square Form

Capacity (ml)	Length Int. (mm)	Width Int. (mm)	Wall Th. (mm)	Height Int. (mm)	Part No.	Price (Euro)
4.0	20	20	2	10	CZRC-RC-S 4.0	6.8
22	40	40	2	14	CZRC-RC-S 22	14.0
65	60	60	2	18	CZRC-RC-S 65	24.2
141	80	80	3	22	CZRC-RC-S 141	37.4
260	100	100	3	26	CZRC-RC-S 260	53.3
432	120	120	3	30	CZRC-RC-S 432	71.9
666	140	140	4	34	CZRC-RC-S 666	93.1
973	160	160	4	38	CZRC-RC-S 973	116.9
1361	180	180	4	42	CZRC-RC-S 1361	143.3

Rectangular Oblong Form

Capacity (ml)	Length Int. (mm)	Width Int. (mm)	Wall Th. (mm)	Height Int. (mm)	Part No.	Price (Euro)
13	40	24	1.5	14	CZRC-RC-O 13.4	11.0
39	60	36	2	18	CZRC-RC-O 39	18.5
84	80	48	3	22	CZRC-RC-O 84	28.0
156	100	60	3	26	CZRC-RC-O 156	39.6
259	120	72	3	30	CZRC-RC-O 259	53.2
400	140	84	3	34	CZRC-RC-O 400	68.7
584	160	96	3	38	CZRC-RC-O 584	86.0
816	180	108	4	42	CZRC-RC-O 816	105.2
1104	200	120	4	46	CZRC-RC-O 1104	126.2
1452	220	132	5	50	CZRC-RC-O 1452	149.1
1866	240	144	6	54	CZRC-RC-O 1866	173.7

Contact details:

Ath. Stagiriti 7- Pilea, Thessaloniki Greece, 54352
 tel. 0030 2310 942346, fax. 0030 2310 942336
 e-mail: info@thermansys.com
www.tceramics.com


Information and data contained in this document was considered correct at the time of publication.
 Thermansys® is reserving the right to make modifications as a result of design improvements.

Boats

t-ceramics Zircon boats are available in two forms:

- With tail and hole (*Length. \cong Width*)
- Without tail and hole (*Length. \cong Width*)

Custom sizes available upon request



Boats with Tail and Hole

Capacity (ml)	Length Int. (mm)	Width Int. (mm)	Height Int. (mm)	Wall Th. (mm)	Part No.	Price (Euro)
4.5	40	14	8	2	CZRC-BT-T 4.5	7.6
6.7	60	14	8	2	CZRC-BT-T 6.7	9.1
9.0	80	14	8	2	CZRC-BT-T 9	10.4
11	100	14	8	2	CZRC-BT-T 11	11.7
12	110	14	8	2	CZRC-BT-T 12	12.3
10	60	14	12	2	CZRC-BT-T 10	11.1
13	80	14	12	2	CZRC-BT-T 13	12.9
17	100	14	12	2	CZRC-BT-T 17	14.5
18	110	14	12	2	CZRC-BT-T 18	15.3
20	120	14	12	2	CZRC-BT-T 20	16.1
32	100	20	16	2	CZRC-BT-T 32	21.1
38	120	20	16	2	CZRC-BT-T 38	23.6
45	140	20	16	2	CZRC-BT-T 45	25.9
62	120	26	20	3	CZRC-BT-T 62	31.9
73	140	26	20	3	CZRC-BT-T 73	35.2

Boats without Tail and Hole

Capacity (ml)	Length Int. (mm)	Width Int. (mm)	Height Int. (mm)	Wall Th. (mm)	Part No.	Price (Euro)
4.5	40	14	8	2	CZRC-BT 4.5	7.2
6.7	60	14	8	2	CZRC-BT 6.7	8.4
9.0	80	14	8	2	CZRC-BT 9	9.5
11	100	14	8	2	CZRC-BT 11	10.5
12	110	14	8	2	CZRC-BT 12	11.0
10	60	14	12	2	CZRC-BT 10	10.0
13	80	14	12	2	CZRC-BT 13	11.4
17	100	14	12	2	CZRC-BT 17	12.7
18	110	14	12	2	CZRC-BT 18	13.3
20	120	14	12	2	CZRC-BT 20	13.9
32	100	20	16	2	CZRC-BT 32	17.7
38	120	20	16	2	CZRC-BT 38	19.5
45	140	20	16	2	CZRC-BT 45	21.2
62	120	26	20	3	CZRC-BT 62	25.5
73	140	26	20	3	CZRC-BT 73	27.9

Contact details:

Ath. Stagiriti 7- Pilea, Thessaloniki Greece, 54352
tel. 0030 2310 942346, fax. 0030 2310 942336
e-mail: info@thermansys.com
www.tceramics.com

Information and data contained in this document was considered correct at the time of publication.
Thermansys® is reserving the right to make modifications as a result of design improvements.


Lids

t-ceramics Zircon Lids are available for Conical, Cylindrical and Classic Form Crucibles.

Match the Crucible's Top I.D. value with Lid Fit Diameter.

For example: Lid with Part No. **CZRC-LD-C70** having Fit diameter 70mm is suitable for use with crucibles with I.D. 70mm, e.g. **CZRC-CY-T 449**

Custom sizes available upon request



Lids (For Conical, Cylindrical and Classic Form Crucibles)

Fit Diameter (mm)	Outside Diameter (mm)	Height Int. (mm)	Part No.	Price (Euro)
8	10	2.0	CZRC-LD-C 8	2.6
10	12	2.0	CZRC-LD-C 10	2.8
12	14	2.0	CZRC-LD-C 12	3.0
16	19	2.0	CZRC-LD-C 16	3.4
20	23	2.0	CZRC-LD-C 20	3.8
25	28	2.0	CZRC-LD-C 25	4.3
30	33	2.0	CZRC-LD-C 30	4.8
32	36	3.0	CZRC-LD-C 32	6.0
36	40	3.0	CZRC-LD-C 36	6.6
40	46	3.0	CZRC-LD-C 40	7.4
42	48	3.0	CZRC-LD-C 42	7.7
50	56	3.0	CZRC-LD-C 50	8.9
58	64	3.0	CZRC-LD-C 58	10.2
60	66	3.0	CZRC-LD-C 60	10.5
64	70	3.0	CZRC-LD-C 64	11.1
70	76	3.0	CZRC-LD-C 70	12.1
72	78	3.0	CZRC-LD-C 72	12.4
78	84	3.0	CZRC-LD-C 78	13.4
80	86	3.0	CZRC-LD-C 80	13.8
82	88	3.0	CZRC-LD-C 82	14.1
84	90	3.5	CZRC-LD-C 84	15.7
90	97	3.5	CZRC-LD-C 90	17.0
100	108	3.5	CZRC-LD-C 100	19.2
110	120	3.5	CZRC-LD-C 110	21.6
116	124	4.0	CZRC-LD-C 116	24.1
120	128	4.0	CZRC-LD-C 120	25.0
128	138	4.0	CZRC-LD-C 128	27.3
130	138	4.0	CZRC-LD-C 130	27.3
140	150	4.0	CZRC-LD-C 140	30.0

Contact details:

Ath. Stagiriti 7- Pilea, Thessaloniki Greece, 54352
tel. 0030 2310 942346, fax. 0030 2310 942336
e-mail: info@thermansys.com
www.tceramics.com

Information and data contained in this document was considered correct at the time of publication.

Thermansys® is reserving the right to make modifications as a result of design improvements.

VISIT OUR
ON-LINE SHOP AT:

www.tceramics.com

t-ceramics is the brand name of refractory
technical ceramics produced by

THERMANSYS

www.thermansys.com

Thermansys is a producer of High Temperature Electrical Furnaces, Vacuum Ovens, Precision
Vacuum Hot Plates and Refractory Technical Ceramics.

Contact details:

Ath. Stagiriti 7- Pilea, Thessaloniki Greece, 54352

tel. 0030 2310 942346, fax. 0030 2310 942336

e-mail: info@thermansys.com

www.tceramics.com

Information and data contained in this document was
considered correct at the time of publication.

Thermansys® is reserving the right to make modifications
as a result of design improvements.