

t-ceramics

Advanced Technical Ceramics

ZIRCON (Zirconia Silicate) CRUCIBLES

Max. Continuous Usable Temperature 1550 °C

Description.

Zirconium Silicate ($ZrSiO_4$) or Zircon has unique and outstanding properties as a refractory material. It has no definite melting point and dissociation into zirconia and silica begins at 1550°C with little physical change apparent until 1700°C. Its lack of crystalline inversion give it a higher thermal endurance than other ceramic refractory materials.

The tetragonal Zircon crystals are stable in the range from room temperature to 1550°C, have a favorably low coefficient of thermal expansion and a medium thermal conductivity, all of which contribute to remarkable thermal shock resistance. It is also well known that Polycrystalline materials belonging to the tetragonal crystal structure such as Zircon, exhibit excellent mechanical properties. Zircon t-ceramics crucibles have high hardness value, and high abrasion (wear) resistance.


t-ceramics Zircon crucibles can be used up to 1700°C, although the silicate dissociation at this temperature is high and may eventually cause disruption of the ware.

Generally Zircon crucibles have excellent thermal shock resistant, are remarkably hard and wear resistant, can withstand extremely corrosive environments and have severely lower cost compared to alternative refractories. A notable property of Zircon is also the low thermal conductivity making it a material with high insulation value.

Thermansys is producing a broad range of analytical grade, dense Zircon crucibles in various sizes and forms. Custom solutions available upon request.

Applications.

Analytical applications, metals melting, ceramic powders heat treatment, material acid treatment. Zirconia crucibles are ideal for the melting or sintering of precious metals and super-alloys. One of the major uses of Zircon crucibles is in the glass making laboratory. When glassy or siliceous slags are present in your melt t-ceramics Zircon crucible is the solution. Zircon crucibles are often used for melting platinum-group alloys. Their strength and resistance to high temperature makes them right for those special “dirty refining” applications. Zircon crucibles are also suitable for metal melting and casting since the cast metal does not stick to the crucible even at high temperature. Zircon is notable in being unwetted by molten Aluminum.



Available shapes

- **Dishes (Round Shallow)**
- **Conical (Tapered Wall)**
 - **Classic Form**
 - **Cylindrical**
 - **Rectangular**
 - **Lids**
- **Custom Shapes**


Contact details:

Ath. Stagiriti 7- Pilea, Thessaloniki Greece, 54352
 tel. 0030 2310 942346, fax. 0030 2310 942336
 e-mail: info@thermansys.com
www.tceramics.com

Information and data contained in this document was considered correct at the time of publication. Thermansys® is reserving the right to make modifications as a result of design improvements.

Chemical Composition.

• ZrO ₂ + HfO ₂ % wt.	
<u>HfO₂ is always present in quantities ranging from 1 to 4%.</u>	Min. 61.8
• SiO ₂ % wt.	Max. 36.6
• Fe ₂ O ₃ % wt.	Max. 0.11
• TiO ₂ % wt.	Max. 0.14
• Al ₂ O ₃ % wt.	Max. 0.60



Properties.

• Max. Operating Temperature, °C	1550 -1700	• Dielectric Strength, AC-KV/mm.....	-
• Open Porosity, % vol.	<0.1	• Dielectric Constant, 1 MHz.....	-
• Density, gr/cm ³	4.5	• Compressive Strength, MPa.....	-
• Color.....	White-brown	• Flexural Strength, MPa.....	-
• Thermal Conductivity at 20°C, W/mK.....	5-6	• Elastic Modulus, GPa.....	-
• Coefficient of Thermal Expansion, 10 ⁻⁶ /°C...	4.0	• Hardness, kg/mm ²	>1400

NOTE: The values listed on properties table above are intended to illustrate typical material properties. Property values vary with size, and shape of part. The material properties values contained herein should not be construed as absolute or engineering data and does not constitute a representation or warranty for which Thermansys assumes legal responsibility.

Heating and Cooling Suggestions.

t-ceramics Zircon crucibles are highly resistant to thermal shock.

There are no special precautions recommended for heat up or cool down for the whole usable temperature range of the material. A maximum heating rate of 15°C per minute is recommended while cool down rates as high as 25°C per minute have been tested without cracks.

Atmosphere - Chemical Compatibility - Corrosion.

t-ceramics Zircon crucibles can be used at high temperature under oxidizing (air), reduced, or inert (Nitrogen, Argon) conditions with no restriction. Zircon is unwetted by molten aluminum, and it withstands molten platinum, platinum-rhodium alloys, copper, copper alloys, some enamel frits, and all acid slags. It is also reported to resist the action of metaphosphates, sodium chloride, sodium sulfate, zinc chloride, and potassium chloride at temperatures several hundred degrees above the various melting points. However, zircon crucibles are not recommended for melting strongly basic materials. Zircon crucibles have very good chemical resistance against diluted or concentrated Acids. Zircon is insoluble in water. The almost zero porosity and excellent smoothness of Thermansys t-ceramics crucibles surface prevents chemical attack. Chemical erosion of ceramic materials is not easy to be measured and determined in a way that will lead to accurate and represented scientific data for all shapes and sizes.

Health and Safety.

Our ceramic materials, as it is delivered, do not contain substances dangerous to health, or create them during use. They are produced using natural inert raw materials. Any organic binder or other substances used during manufacturing are burned through production firing. Thermansys however cannot guarantee that ceramic crucibles exposed to conditions that could produce residual material or create material transformations retain its health and safety properties upon reuse.

The product at its final delivery form is fully dense and do not produce dust during normal handling and operation. However, if the customer desire to proceed with further product processes like cutting or drilling inert dust might be created. Workers therefor should be provided with suitable dust protection equipment.

Contact details:

Ath. Stagiriti 7- Pilea, Thessaloniki Greece, 54352
tel. 0030 2310 942346, fax. 0030 2310 942336
e-mail: info@thermansys.com
www.tceramics.com

Information and data contained in this document was considered correct at the time of publication.
Thermansys® is reserving the right to make modifications as a result of design improvements.

Standard Crucible Delivery Forms and Dimensions Tables.

Tables below are listing dimensions and capacity data for all Zircon crucibles standard shapes and sizes that are available from Thermansys. All data quoted are nominal values. Dimensional tolerances in the order of $\pm 3\%$ are apply to all our products.

Special shape or size of Zircon ceramics are available upon request. Thermansys can provide a detailed quote even for low volume order. Please send as a detailed drawing of the desired product and we will provide you with a quote.

Conical Form

t-ceramics Zircon Conical crucibles are available in three forms:

- Tall Form with *Top I.D. $\cong 0.6 \times$ Internal Height*
- Balanced Form with *Top I.D. \cong Internal Height*
- Short Form with *Top I.D. $\cong 2 \times$ Internal Height*

Custom sizes available upon request



Conical Tall Form

Capacity (ml)	Top O.D. (mm)	Top I.D. (mm)	Wall Th. (mm)	Height Int. (mm)	Part No.	Price (Euro)
4.2	19	16	1.5	26	CZRC-CO-T 4.2	9.9
8.2	23	20	1.5	33	CZRC-CO-T 8.2	12.3
16	28	25	1.5	42	CZRC-CO-T 16	15.6
28	33	30	1.5	50	CZRC-CO-T 28	19.9
48	40	36	2	60	CZRC-CO-T 48	25.5
76	48	42	3	70	CZRC-CO-T 76	32.2
130	56	50	3	84	CZRC-CO-T 130	42.7
196	64	58	3	94	CZRC-CO-T 196	53.5
268	70	64	3	106	CZRC-CO-T 268	63.7
350	76	70	3	116	CZRC-CO-T 350	74.1
488	84	78	3	130	CZRC-CO-T 488	90
564	89	82	3.5	136	CZRC-CO-T 564	97.9
750	98	90	4	150	CZRC-CO-T 750	115.7
1024	110	100	5	166	CZRC-CO-T 1024	139.3
1360	120	110	5	182	CZRC-CO-T 1360	165

Contact details:

Ath. Stagiriti 7- Pilea, Thessaloniki Greece, 54352
tel. 0030 2310 942346, fax. 0030 2310 942336
e-mail: info@thermansys.com
www.tceramics.com

Information and data contained in this document was considered correct at the time of publication. Thermansys® is reserving the right to make modifications as a result of design improvements.

Conical Balanced Form

Capacity (ml)	Top O.D. (mm)	Top I.D. (mm)	Wall Th. (mm)	Height Int. (mm)	Part No.	Price (Euro)
5.5	23	20	1.5	20	CZRC-CO-B 5.5	10.7
11	28	25	1.5	25	CZRC-CO-B 11	13.4
18	33	30	1.5	30	CZRC-CO-B 18	16.6
32	40	36	2	36	CZRC-CO-B 32	21.1
50	48	42	3	42	CZRC-CO-B 50	26
85	56	50	3	50	CZRC-CO-B 85	34.1
133	64	58	3	58	CZRC-CO-B 133	43.2
178	70	64	3	64	CZRC-CO-B 178	50.7
234	76	70	3	70	CZRC-CO-B 234	59.1
299	84	78	3	78	CZRC-CO-B 299	67.9
375	89	82	3.5	82	CZRC-CO-B 375	77.3
496	97	90	3.5	90	CZRC-CO-B 496	90.9
680	108	100	4	100	CZRC-CO-B 680	109.4
906	120	110	5	110	CZRC-CO-B 906	129.5
1176	130	120	5	120	CZRC-CO-B 1176	151.2
1495	140	130	5	130	CZRC-CO-B 1495	174.6

Conical Short Form

Capacity (ml)	Top O.D. (mm)	Top I.D. (mm)	Wall Th. (mm)	Height Int. (mm)	Part No.	Price (Euro)
5.0	27	24	1.5	12	CZRC-CO-S 5.0	10.4
12	36	32	2	16	CZRC-CO-S 12	14
24	46	40	3	20	CZRC-CO-S 24	18.5
46	56	50	3	25	CZRC-CO-S 46	25
79	66	60	3	30	CZRC-CO-S 79	32.8
136	78	72	3	36	CZRC-CO-S 136	43.7
216	90	84	3	42	CZRC-CO-S 216	56.5
366	107	100	3.5	50	CZRC-CO-S 366	76.2
571	124	116	4	58	CZRC-CO-S 571	98.7
767	138	128	5	64	CZRC-CO-S 767	117.3
1004	150	140	5	70	CZRC-CO-S 1004	137.7
1235	160	150	5	75	CZRC-CO-S 1235	155.8

Contact details:

Ath. Stagiriti 7- Pilea, Thessaloniki Greece, 54352
tel. 0030 2310 942346, fax. 0030 2310 942336
e-mail: info@thermansys.com
www.tceramics.com

Information and data contained in this document was considered correct at the time of publication.
Thermansys® is reserving the right to make modifications as a result of design improvements.

Cylindrical Form

t-ceramics Zircon Cylindrical crucibles are available in three forms:

- Tall Form with $I.D. \cong 0.6 \times \text{Internal Height}$
- Balanced Form with $I.D. \cong \text{Internal Height}$
- Short Form with $I.D. \cong 2 \times \text{Internal Height}$

Custom sizes available upon request



Cylindrical Tall Form

Capacity (ml)	O.D. (mm)	I.D. (mm)	Wall Th. (mm)	Height Int. (mm)	Part No.	Price (Euro)
5.4	19	16	1.5	27	CZRC-CY-T 5.4	11.2
10.5	23	20	1.5	33	CZRC-CY-T 10.5	14.1
20	28	25	1.5	42	CZRC-CY-T 20	18.5
35	33	30	1.5	50	CZRC-CY-T 35	23.7
61	40	36	2	60	CZRC-CY-T 61	31.1
97	48	42	3	70	CZRC-CY-T 97	39.7
164	56	50	3	83	CZRC-CY-T 164	52.7
255	64	58	3	97	CZRC-CY-T 255	67.6
343	70	64	3	107	CZRC-CY-T 343	80.3
449	76	70	3	117	CZRC-CY-T 449	93.8
621	84	78	3	130	CZRC-CY-T 621	113.4
721	89	82	3.5	137	CZRC-CY-T 721	123.9
954	98	90	4	150	CZRC-CY-T 954	146.3
1308	110	100	5	167	CZRC-CY-T 1308	176.8
1741	120	110	5	183	CZRC-CY-T 1741	210.1
2261	132	120	6	200	CZRC-CY-T 2261	246
3028	156	144	6	186	CZRC-CY-T 3028	293.7

Contact details:

Ath. Stagiriti 7- Pilea, Thessaloniki Greece, 54352
 tel. 0030 2310 942346, fax. 0030 2310 942336
 e-mail: info@thermansys.com
www.tceramics.com

Information and data contained in this document was considered correct at the time of publication.
 Thermansys® is reserving the right to make modifications as a result of design improvements.

Cylindrical Balanced Form

Capacity (ml)	O.D. (mm)	I.D. (mm)	Wall Th. (mm)	Height Int. (mm)	Part No.	Price (Euro)
6.3	23	20	1.5	20	CZRC-CY-B 6.3	11.7
12	28	25	1.5	25	CZRC-CY-B 12	15
21	33	30	1.5	30	CZRC-CY-B 21	18.8
37	40	36	2	36	CZRC-CY-B 37	24.2
58	48	42	3	42	CZRC-CY-B 58	30.3
98	56	50	3	50	CZRC-CY-B 98	39.8
153	64	58	3	58	CZRC-CY-B 153	50.9
206	70	64	3	64	CZRC-CY-B 206	60
269	76	70	3	70	CZRC-CY-B 269	69.9
373	84	78	3	78	CZRC-CY-B 373	84.2
433	89	82	3.5	82	CZRC-CY-B 433	91.8
572	97	90	3.5	90	CZRC-CY-B 572	108.1
785	108	100	4	100	CZRC-CY-B 785	130.3
1045	120	110	5	110	CZRC-CY-B 1045	154.5
1356	130	120	5	120	CZRC-CY-B 1356	180.7
1725	142	130	6	130	CZRC-CY-B 1725	208.8

Cylindrical Short Form

Capacity (ml)	O.D. (mm)	I.D. (mm)	Wall Th. (mm)	Height Int. (mm)	Part No.	Price (Euro)
5.4	27	24	1.5	12	CZRC-CY-S 5.4	11.2
13	36	32	2	16	CZRC-CY-S 13	15.3
25	46	40	3	20	CZRC-CY-S 25	20.3
49	56	50	3	25	CZRC-CY-S 49	27.9
85	66	60	3	30	CZRC-CY-S 85	37
146	78	72	3	36	CZRC-CY-S 146	49.6
233	90	84	3	42	CZRC-CY-S 233	64.3
393	107	100	3.5	50	CZRC-CY-S 393	86.8
613	124	116	4	58	CZRC-CY-S 613	112.5
823	138	128	5	64	CZRC-CY-S 823	134.1
1077	150	140	5	70	CZRC-CY-S 1077	157.3
1325	162	150	6	75	CZRC-CY-S 1325	178.1
1608	172	160	6	80	CZRC-CY-S 1608	200.1

Contact details:

Ath. Stagiriti 7- Pilea, Thessaloniki Greece, 54352
tel. 0030 2310 942346, fax. 0030 2310 942336
e-mail: info@thermansys.com
www.tceramics.com

Information and data contained in this document was considered correct at the time of publication.
Thermansys® is reserving the right to make modifications as a result of design improvements.

Classic Form

t-ceramics Zircon Classic Form crucibles are available in two forms:

- Balanced Form with $I.D. \cong 1.04 \times \text{Internal Height}$
- Short Form with $I.D. \cong 0.55 \times \text{Internal Height}$

Custom sizes available upon request



Classic Balanced Form

Capacity (ml)	Top O.D. (mm)	Top I.D. (mm)	Wall Th. (mm)	Height Int. (mm)	Part No.	Price (Euro)
5.5	23	20	1.5	21	CZRC-HF-B 5.5	11.2
12	29	25	2	26	CZRC-HF-B 12	14.9
17	34	30	2	31	CZRC-HF-B 17	17.1
27	40	35	2.5	36	CZRC-HF-B 27	21
45	45	40	2.5	42	CZRC-HF-B 45	26.7
80	56	50	3	52	CZRC-HF-B 80	35.8
132	66	60	3	63	CZRC-HF-B 132	46.8
210	76	70	3	73	CZRC-HF-B 210	60.6
310	86	80	3	83	CZRC-HF-B 310	75.7
440	97	90	3.5	94	CZRC-HF-B 440	92.7
600	107	100	3.5	104	CZRC-HF-B 600	111.2
700	112	105	3.5	109	CZRC-HF-B 700	121.7
815	118	110	4	115	CZRC-HF-B 815	133.3
1000	128	118	5	123	CZRC-HF-B 1000	150.6

Classic Short Form

Capacity (ml)	Top O.D. (mm)	Top I.D. (mm)	Wall Th. (mm)	Height Int. (mm)	Part No.	Price (Euro)
22	45	40	2.5	22	CZRC-HF-S 22	19.2
46	56	50	3	28	CZRC-HF-S 46	27
78	66	60	3	33	CZRC-HF-S 78	35.3
125	76	70	3	39	CZRC-HF-S 125	45.4
184	86	80	3	44	CZRC-HF-S 184	56.3
262	97	90	3.5	50	CZRC-HF-S 262	68.7
356	107	100	3.5	55	CZRC-HF-S 356	81.9
476	118	110	4	61	CZRC-HF-S 476	97
625	128	120	4	66	CZRC-HF-S 625	113.9
800	138	130	4	72	CZRC-HF-S 800	131.7
1000	150	140	5	77	CZRC-HF-S 1000	150.6

Contact details:

Ath. Stagiriti 7- Pilea, Thessaloniki Greece, 54352
 tel. 0030 2310 942346, fax. 0030 2310 942336
 e-mail: info@thermansys.com
www.tceramics.com


Information and data contained in this document was considered correct at the time of publication.
 Thermansys® is reserving the right to make modifications as a result of design improvements.

Dishes (Round Shallow Form)

t-ceramics Zircon Dishes are available in one form:

- Round shallow crucibles with $I.D. \cong (3 \text{ to } 5) \times \text{Internal Height}$

Custom sizes available upon request



Dishes

Capacity (ml)	O.D. (mm)	I.D. (mm)	Wall Th. (mm)	Height Int. (mm)	Part No.	Price (Euro)
5.7	33	30	1.5	8	CZRC-DH- 5.7	11.6
13	44	40	2	10	CZRC-DH- 13	15.6
24	56	50	3	12	CZRC-DH- 24	20.6
40	66	60	3	14	CZRC-DH- 40	26.6
62	76	70	3	16	CZRC-DH- 62	33.5
90	86	80	3	18	CZRC-DH- 90	41.3
127	96	90	3	20	CZRC-DH- 127	50
173	107	100	3.5	22	CZRC-DH- 173	59.6
228	117	110	3.5	24	CZRC-DH- 228	70.1
294	128	120	4	26	CZRC-DH- 294	81.6
371	138	130	4	28	CZRC-DH- 371	93.9
462	148	140	4	30	CZRC-DH- 462	107
565	160	150	5	32	CZRC-DH- 565	121.1
683	170	160	5	34	CZRC-DH- 683	136
817	182	170	6	36	CZRC-DH- 817	151.8
966	192	180	6	38	CZRC-DH- 966	168.4

Contact details:

Ath. Stagiriti 7- Pilea, Thessaloniki Greece, 54352
 tel. 0030 2310 942346, fax. 0030 2310 942336
 e-mail: info@thermansys.com
www.tceramics.com


Information and data contained in this document was considered correct at the time of publication.
 Thermansys® is reserving the right to make modifications as a result of design improvements.

Rectangular Form

t-ceramics Zircon rectangular crucibles are available in two forms:

- Square Form with *Length. \cong Width*
- Oblong Form with *Length. $\cong 1.5 \times$ Width*

Custom sizes available upon request



Rectangular Square Form

Capacity (ml)	Length Int. (mm)	Width Int. (mm)	Wall Th. (mm)	Height Int. (mm)	Part No.	Price (Euro)
4.0	20	20	2	10	CZRC-RC-S 4.0	13.3
22	40	40	2	14	CZRC-RC-S 22	27.3
65	60	60	2	18	CZRC-RC-S 65	47.4
141	80	80	3	22	CZRC-RC-S 141	73
260	100	100	3	26	CZRC-RC-S 260	103.9
432	120	120	3	30	CZRC-RC-S 432	140.2
666	140	140	4	34	CZRC-RC-S 666	181.7
973	160	160	4	38	CZRC-RC-S 973	228.1
1008	142	142	4	50	CZRC-RC-S 1008	233

Rectangular Oblong Form

Capacity (ml)	Length Int. (mm)	Width Int. (mm)	Wall Th. (mm)	Height Int. (mm)	Part No.	Price (Euro)
13	40	24	1.5	14	CZRC-RC-O 13.4	21.5
39	60	36	2	18	CZRC-RC-O 39	36.1
84	80	48	3	22	CZRC-RC-O 84	54.8
156	100	60	3	26	CZRC-RC-O 156	77.3
259	120	72	3	30	CZRC-RC-O 259	103.8
400	140	84	3	34	CZRC-RC-O 400	133.9
584	160	96	3	38	CZRC-RC-O 584	167.7
816	180	108	4	42	CZRC-RC-O 816	205.2
1104	200	120	4	46	CZRC-RC-O 1104	246.3
1414	186	152	4	50	CZRC-RC-O 1414	286
1452	220	132	5	50	CZRC-RC-O 1452	290.7
1866	240	144	6	54	CZRC-RC-O 1866	338.7

Contact details:

Ath. Stagiriti 7- Pilea, Thessaloniki Greece, 54352
 tel. 0030 2310 942346, fax. 0030 2310 942336
 e-mail: info@thermansys.com
www.tceramics.com

Information and data contained in this document was considered correct at the time of publication.
 Thermansys® is reserving the right to make modifications as a result of design improvements.

Boats

t-ceramics Zircon boats are available in two forms:

- With tail and hole
- Without tail and hole

Custom sizes available upon request



Boats with Tail and Hole

Capacity (ml)	Length Int. (mm)	Width Int. (mm)	Height Int. (mm)	Wall Th. (mm)	Part No.	Price (Euro)
4.5	40	14	8	2	CZRC-BT-T 4.5	13.8
6.7	60	14	8	2	CZRC-BT-T 6.7	16.6
9.0	80	14	8	2	CZRC-BT-T 9	19
11	100	14	8	2	CZRC-BT-T 11	21.4
12	110	14	8	2	CZRC-BT-T 12	22.4
10	60	14	12	2	CZRC-BT-T 10	20.2
13	80	14	12	2	CZRC-BT-T 13	23.4
17	100	14	12	2	CZRC-BT-T 17	26.4
18	110	14	12	2	CZRC-BT-T 18	28
20	120	14	12	2	CZRC-BT-T 20	29.3
20	80	16	16	2	CZRC-BT-T 20C	29.6
32	100	20	16	2	CZRC-BT-T 32	38.4
38	120	20	16	2	CZRC-BT-T 38	42.9
45	140	20	16	2	CZRC-BT-T 45	47.2
62	120	26	20	3	CZRC-BT-T 62	58
73	140	26	20	3	CZRC-BT-T 73	64.1

Contact details:

Ath. Stagiriti 7- Pilea, Thessaloniki Greece, 54352
 tel. 0030 2310 942346, fax. 0030 2310 942336
 e-mail: info@thermansys.com
www.tceramics.com

Information and data contained in this document was considered correct at the time of publication. Thermansys® is reserving the right to make modifications as a result of design improvements.

Boats without Tail and Hole

Capacity (ml)	Length Int. (mm)	Width Int. (mm)	Height Int. (mm)	Wall Th. (mm)	Part No.	Price (Euro)
4.5	40	14	8	2	CZRC-BT 4.5	13
6.7	60	14	8	2	CZRC-BT 6.7	15.4
9.0	80	14	8	2	CZRC-BT 9	17.3
11	100	14	8	2	CZRC-BT 11	19.2
12	110	14	8	2	CZRC-BT 12	20.1
10	60	14	12	2	CZRC-BT 10	18.2
13	80	14	12	2	CZRC-BT 13	20.8
17	100	14	12	2	CZRC-BT 17	23.2
18	110	14	12	2	CZRC-BT 18	24.4
20	120	14	12	2	CZRC-BT 20	25.4
20	80	16	16	2	CZRC-BT 20C	25.3
32	100	20	16	2	CZRC-BT 32	32.3
38	120	20	16	2	CZRC-BT 38	35.5
45	140	20	16	2	CZRC-BT 45	38.7
62	120	26	20	3	CZRC-BT 62	46.6
73	140	26	20	3	CZRC-BT 73	50.7

Contact details:

Ath. Stagiriti 7- Pilea, Thessaloniki Greece, 54352
tel. 0030 2310 942346, fax. 0030 2310 942336
e-mail: info@thermansys.com
www.tceramics.com

Information and data contained in this document was considered correct at the time of publication. Thermansys® is reserving the right to make modifications as a result of design improvements.

Lids

t-ceramics Zircon Lids are available for Conical, Cylindrical and Classic Form Crucibles.

Match the Crucible's Top I.D. value with Lid Fit Diameter.

For example: Lid with Part No. **CZRC-LD-C70** having Fit diameter 70mm is suitable for use with crucibles with I.D. 70mm, e.g. **CZRC-CY-T 449**

Custom sizes available upon request



Lids (For Conical, Cylindrical and Classic Form Crucibles)

Fit Diameter (mm)	Outside Diameter (mm)	Height Int. (mm)	Part No.	Price (Euro)
8	10	2.0	CZRC-LD-C 8	4.9
10	12	2.0	CZRC-LD-C 10	5.1
12	14	2.0	CZRC-LD-C 12	5.4
16	19	2.0	CZRC-LD-C 16	6.3
20	23	2.0	CZRC-LD-C 20	6.8
25	28	2.0	CZRC-LD-C 25	7.8
30	33	2.0	CZRC-LD-C 30	8.8
32	36	3.0	CZRC-LD-C 32	11
36	40	3.0	CZRC-LD-C 36	12
40	46	3.0	CZRC-LD-C 40	13.6
42	48	3.0	CZRC-LD-C 42	14.1
50	56	3.0	CZRC-LD-C 50	16.3
58	64	3.0	CZRC-LD-C 58	18.5
60	66	3.0	CZRC-LD-C 60	19.2
64	70	3.0	CZRC-LD-C 64	20.3
70	76	3.0	CZRC-LD-C 70	22
72	78	3.0	CZRC-LD-C 72	22.7
78	84	3.0	CZRC-LD-C 78	24.5
80	86	3.0	CZRC-LD-C 80	25.1
82	88	3.0	CZRC-LD-C 82	25.7
84	90	3.5	CZRC-LD-C 84	28.6
90	97	3.5	CZRC-LD-C 90	31
100	108	3.5	CZRC-LD-C 100	34.9
110	120	3.5	CZRC-LD-C 110	39.3
116	124	4.0	CZRC-LD-C 116	44
120	128	4.0	CZRC-LD-C 120	45.5
128	138	4.0	CZRC-LD-C 128	49.7
130	138	4.0	CZRC-LD-C 130	49.7
140	150	4.0	CZRC-LD-C 140	54.6

Contact details:

Ath. Stagiriti 7- Pilea, Thessaloniki Greece, 54352
tel. 0030 2310 942346, fax. 0030 2310 942336
e-mail: info@thermansys.com
www.tceramics.com

Information and data contained in this document was considered correct at the time of publication.
Thermansys® is reserving the right to make modifications as a result of design improvements.

VISIT OUR
ON-LINE SHOP AT:

www.tceramics.com

t-ceramics is the brand name of refractory
technical ceramics produced by
THERMANSYS

www.thermansys.com

Thermansys is a producer of High Temperature Electrical Furnaces, Vacuum Ovens, Precision Vacuum Hot Plates and Refractory Technical Ceramics.

Contact details:

Ath. Stagiriti 7- Pilea, Thessaloniki Greece, 54352

tel. 0030 2310 942346, fax. 0030 2310 942336

e-mail: info@thermansys.com

www.tceramics.com

Information and data contained in this document was considered correct at the time of publication.

Thermansys® is reserving the right to make modifications as a result of design improvements.